


Urmet 1138/3 For Digi-Voice



Terminals

0V	Ground
CA	Call Line
FA	Speech Out
FB	Speech In

IMPORTANT NOTE :

1) Before replacing the handset make note of the wires to each terminal on the existing unit (an easy way is to cut each core off leaving a piece of the insulation in place with colour visible) twist unused cores together (so you know they are not used, do not short them out).

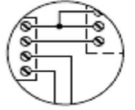
2) Some older systems will have cable with one coloured core and a solid white core in this case mark each core with a marker or tape.

3) Some systems may have loop on wiring, you will have 2 cables into your handset (make sure any joins remain, as these may be serving other flats on the system).

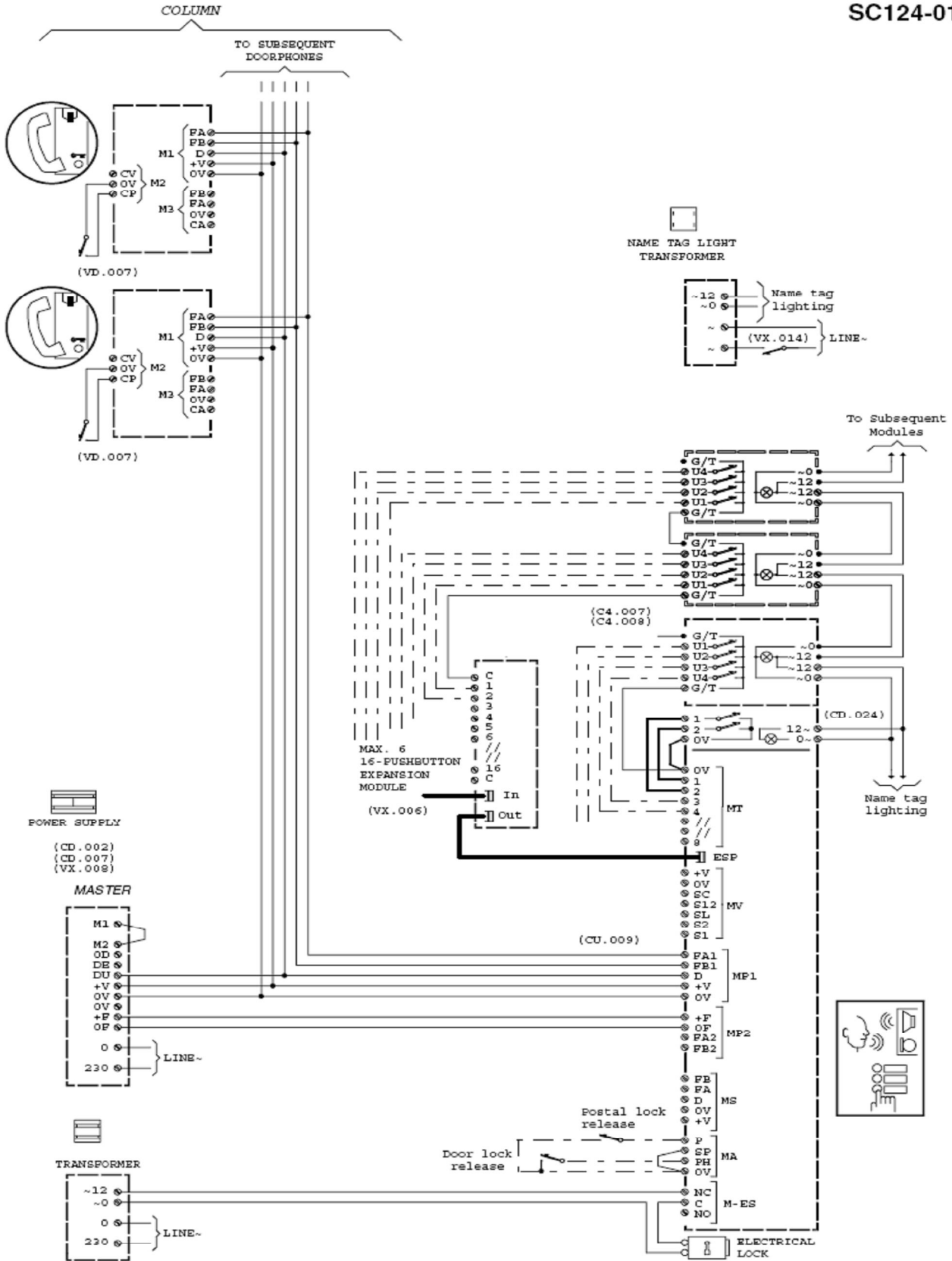
WIRING DIAGRAM

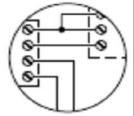


CONNECTION OF 1 DOOR PHONE COLUMN WITH SINGLE DECODER
TO 1 DOOR UNIT WITH DIGITISED DOOR UNIT



SC124-0105B





SC124-0033D

